


 **AKRAPOVIČ**
EXHAUST SYSTEM TECHNOLOGY




AKRAPOVIČ POS WALLS

LAM WALL DESIGN - MOTO




AKRAPOVIČ
EXHAUST SYSTEM TECHNOLOGY




www.akrapovic.com

801819 LAM WALL - CAR&MOTO - CONSTRUCTION WITH GRAPHICS
801824 LAM WALL GRAPHICS - CAR&MOTO - ONLY GRAPHICS
DIMENSIONS: 2000X2000



801820 LAM WALL MOTO - HEXAGONAL - CONSTRUCTION WITH GRAPHICS
801825 LAM WALL GRAPHICS MOTO - HEXAGONAL - ONLY GRAPHICS
DIMENSIONS: 2000X2000

AKRAPOVIČ
EXHAUST SYSTEM TECHNOLOGY



AKRAPOVIČ
EXHAUST SYSTEM TECHNOLOGY




www.akrapovic.com

801821 LAM WALL MOTO - GP MESH - CONSTRUCTION WITH GRAPHICS
801826 LAM WALL GRAPHICS MOTO - GP MESH - ONLY GRAPHICS
DIMENSIONS: 2000X2000

AKRAPOVIČ
EXHAUST SYSTEM TECHNOLOGY



AKRAPOVIČ
EXHAUST SYSTEM TECHNOLOGY



www.akrapovic.com


AKRAPOVIČ
EXHAUST SYSTEM TECHNOLOGY



LAM WALL DESIGN - CAR




AKRAPOVIČ
EXHAUST SYSTEM TECHNOLOGY



www.akrapovic.com


801819 LAM WALL - CAR&MOTO - CONSTRUCTION WITH GRAPHICS
801824 LAM WALL GRAPHICS - CAR&MOTO - ONLY GRAPHICS
DIMENSIONS: 2000X2000



801822 LAM WALL CAR - GTR TAILPIPE - CONSTRUCTION WITH GRAPHICS
801827 LAM WALL GRAPHICS CAR - GTR TAILPIPE - ONLY GRAPHICS
DIMENSIONS: 2000X2000

AKRAPOVIČ
EXHAUST SYSTEM TECHNOLOGY

AKRAPOVIČ
EXHAUST SYSTEM TECHNOLOGY



www.akrapovic.com

801823 LAM WALL CAR - AMG TAILPIPE - CONSTRUCTION WITH GRAPHICS
801828 LAM WALL GRAPHICS CAR - AMG TAILPIPE - ONLY GRAPHICS
DIMENSIONS: 2000X2000

AKRAPOVIČ
EXHAUST SYSTEM TECHNOLOGY



AKRAPOVIČ
EXHAUST SYSTEM TECHNOLOGY




www.akrapovic.com

AKRAPOVIČ
EXHAUST SYSTEM TECHNOLOGY



PULL UP DESIGN - MOTO




AKRAPOVIČ
EXHAUST SYSTEM TECHNOLOGY



www.akrapovic.com

801815 PULL UP BANNER MOTO - HEXAGONAL
DIMENSIONS: CCA 1000X2000

AKRAPOVIČ
EXHAUST SYSTEM TECHNOLOGY



www.akrapovic.com

801814 PULL UP BANNER CAR&MOTO
DIMENSIONS: CCA 1000X2000

AKRAPOVIČ
EXHAUST SYSTEM TECHNOLOGY




www.akrapovic.com

801816 PULL UP BANNER MOTO - GP MESH
DIMENSIONS: CCA 1000X2000

PULL UP DESIGN - CAR





801817 PULL UP BANNER CAR - GTR TAILPIPE
DIMENSIONS: CCA 1000X2000



801814 PULL UP BANNER CAR&MOTO
DIMENSIONS: CCA 1000X2000



801818 PULL UP BANNER CAR - AMG TAILPIPE
DIMENSIONS: CCA 1000X2000

10 RW PULL UP DESIGN





INCREASED **PERFORMANCE**

INNOVATIVE **DESIGN**

IMPROVED **DURABILITY**

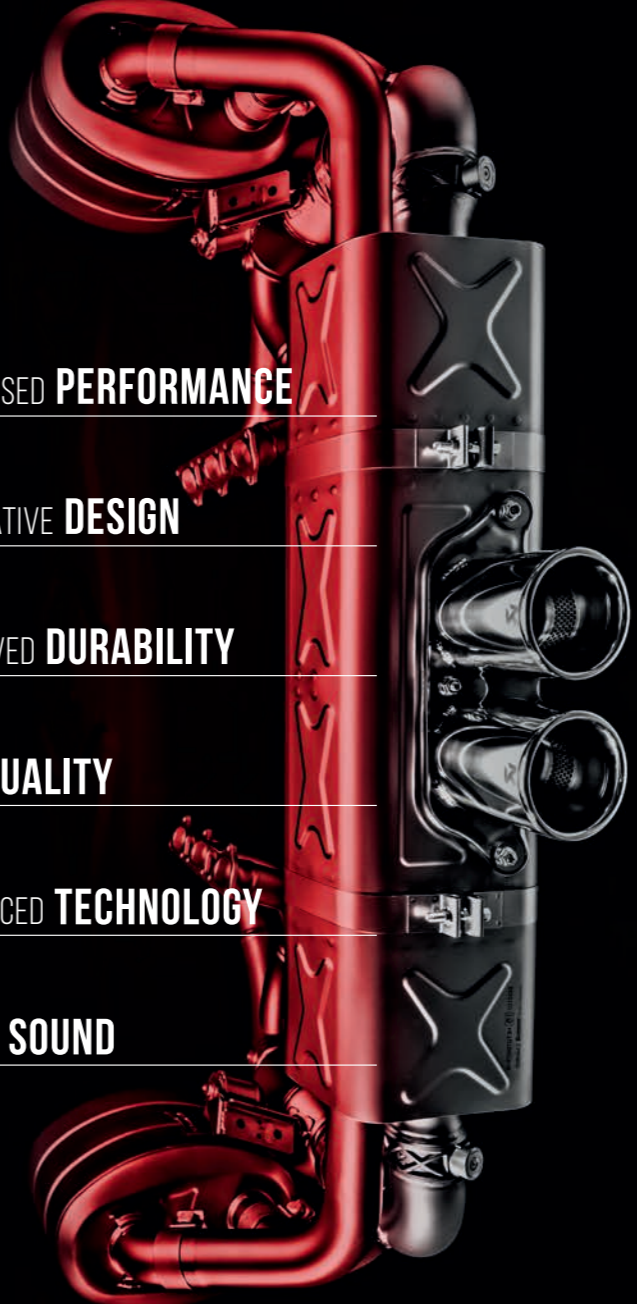

HIGH **QUALITY**

ADVANCED **TECHNOLOGY**

UNIQUE **SOUND**

www.akrapovic.com

801812 PULL UP BANNER 6 RW MOTO
DIMENSIONS: CCA 1000X2000



INCREASED **PERFORMANCE**

INNOVATIVE **DESIGN**

IMPROVED **DURABILITY**

HIGH **QUALITY**


ADVANCED **TECHNOLOGY**

UNIQUE **SOUND**

www.akrapovic.com

801813 PULL UP BANNER 6 RW CAR
DIMENSIONS: CCA 1000X2000

SET UP INSTRUCTIONS



BACKWALL SETUP



CORNER SETUP



EXPLANATION



BOOTH FLOOR PLAN



SOLID WALL OR NEIGHBOURING BOOTH



LAM WALL 2X2 - SINGLE GRAPHIC




LAM WALL 2X2 - DOUBLE SIDED GRAPHICS



PULL UP BANNER 1X2 - SINGLE GRAPHIC



PULL UP BANNER 1X2 - DOUBLE SIDED GRAPHICS



EXPLANATION



BOOTH FLOOR PLAN



SOLID WALL OR NEIGHBOURING BOOTH



LAM WALL 2X2 - SINGLE GRAPHIC



LAM WALL 2X2 - DOUBLE SIDED GRAPHICS



PULL UP BANNER 1X2 - SINGLE GRAPHIC




PULL UP BANNER 1X2 - DOUBLE SIDED GRAPHICS

ISLAND SETUP DOUBLESIDED GRAPHICS



ISLAND SETUP



EXPLANATION



BOOTH FLOOR PLAN



SOLID WALL OR NEIGHBOURING BOOTH



LAM WALL 2X2 - SINGLE GRAPHIC



LAM WALL 2X2 - DOUBLE SIDED GRAPHICS


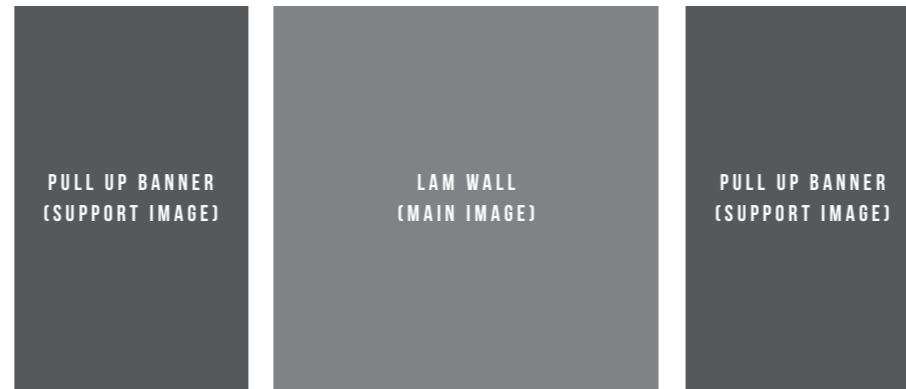


PULL UP BANNER 1X2 - SINGLE GRAPHIC



PULL UP BANNER 1X2 - DOUBLE SIDED GRAPHICS





PULL UP BANNER
(SUPPORT IMAGE 10RW
AUTO)

LAM WALL
(MAIN IMAGE)

LAM WALL
(SUPPORTING IMAGE B)





www.akrapovic.com